

# Inglés Terraba (sétimo) 2018

## Read the dialogue.

**Situation:** It is 8 a.m. Charlie meets his friend Nancy and her cousin at the park.

Charlie: Hi Nancy!

Nancy: (1) \_\_\_\_\_! What are you doing here?

Charlie: I am waiting for my friend Luis. (2) \_\_\_\_\_?

Nancy: (3) \_\_\_\_\_. This is Ruth, my cousin.

Charlie: (4) \_\_\_\_\_.

Ruth: Nice to meet you, too.

Charlie: (5) \_\_\_\_\_. Luis is over there.

Nancy and Ruth: (6) \_\_\_\_\_.



## Choose the appropriate option to complete each sentence or question in the previous dialogue. (Items from 1 to 6)

1) \_\_\_\_\_!

- a) Hello = Hola
- b) See you = Nos vemos
- c) I am sorry = Lo siento
- d) Good night = Buenas noches

- Como la situación lo describe; Charlie se encuentra con su amiga Nancy en el parque. Por lo que lo primero que se debería de hacer es saludar. Se descarta la opción d porque son las 8 a.m. También la opción b porque apenas se están encontrando y la opción b es de despedida.

- Respuesta: A.

2) \_\_\_\_\_?

- a) Who is this = ¿Quién es este?
- b) How are you = ¿Cómo estás?
- c) How old are you = ¿Cuántos años tienes?
- d) Where are you from = ¿De dónde eres?

- Después del saludo, normalmente lo que procede a preguntar a la otra persona es como se encuentra, por lo que Charlie le pregunta esto a Nancy. Se descartan las opciones c y d porque sabemos de que Charlie y Nancy ya se conocen por lo que Charlie posiblemente ya sabe cuántos años y de dónde es Nancy.

- Respuesta: B.

3) \_\_\_\_\_.

- a) Bye = Adiós
- b) It is nice = Es agradable

- c) See you later = Nos vemos más tarde
- d) I am fine, thanks = Estoy bien, gracias
- Dentro de las opciones más comunes de responder cuando se es preguntado sobre como se encuentra es el de estar bien y agradecer. No se responde con una despedida, ni decir que se ven más tarde.
- Respuesta: D.

4) \_\_\_\_\_.

- a) Good evening = Buenas noches
- b) Not bad, thanks = No está mal, gracias
- c) Good afternoon = Buenas tardes
- d) Pleased to meet you = Encantado de conocerte
- Nancy le presenta a Charlie a su hermana Ruth. Como son las 8 a.m. se descartan las opciones a y b porque la respuesta debería de ser buenos días La opción c no calza cuándo se está conociendo a alguien. Sin embargo, la opción d calza perfectamente al Charlie responderle a Ruth que se encuentra encantado de conocerla.
- Respuesta: D.

5) \_\_\_\_\_.

- a) Bye, girls = Adiós, chicas
- b) Very nice = Muy bien
- c) Nice meeting you = Encantado de conocerte
- d) It is a nice afternoon = Es una tarde agradable
- Dentro de esta frase vemos que Charlie dentro del diálogo después de la frase que hay que completar; menciona que ya está llegando su amigo Luis. Por lo que Charlie debería de irse despidiendo para ir a ver a Luis.
- Respuesta: A


6) \_\_\_\_\_.

- a) Bye = Adiós
- b) I am fine = Estoy bien
- c) Very good = Muy bien
- d) That is nice = Eso es Bueno
- Tanto Nancy como Ruth deberían de responder la despedida de Charlie.
- Respuesta: A.

**Read the text.**

**MY BEST FRIENDS**

Hi, my name is Melvin Fallas Díaz, I am Costa Rican and I live in Heredia. I am 14 years old. I have two best friends in high school, their names are Jorge and Laura. Jorge lives in San Joaquín and Laura lives in Santo Domingo. We study at Liceo de Heredia, in Heredia downtown. We are very close friends.



Jorge's last name is Calvo, and Laura's last name is Campos. Jorge is 16 and Laura is 15 years old. We all are in 9<sup>th</sup> grade. Jorge is not Costa Rican, he is from Panama and Laura is from Colombia.


**Choose the appropriate option to complete each sentence based on the previous text. (Items from 7 to 12)**

**7) Melvin is \_\_\_\_\_ years old.**

- a) Nine = 9
  - b) Fifteen = 15
  - c) Sixteen = 16
  - d) Fourteen = 14
- Melvin inicia el texto diciendo que es costarricense, que vive en Heredia y que tiene 14 años.

**MY BEST FRIENDS**

Hi, my name is Melvin Fallas Díaz, I am Costa Rican and I live in Heredia. I am 14 years old. I have two best friends in high school, their names are Jorge and Laura. Jorge lives in San Joaquín and Laura lives in Santo Domingo. We study at Liceo de Heredia, in Heredia downtown. We are very close friends.



Jorge's last name is Calvo, and Laura's last name is Campos. Jorge is 16 and Laura is 15 years old. We all are in 9<sup>th</sup> grade. Jorge is not Costa Rican, he is from Panama and Laura is from Colombia.

- Respuesta: D.

**8) Laura lives in \_\_\_\_\_.**

- a) Heredia
  - b) Panama
  - c) San Joaquín
  - d) Santo Domingo
- Laura vive en Santo Domingo.

#### MY BEST FRIENDS

Hi, my name is Melvin Fallas Díaz, I am Costa Rican and I live in Heredia. I am 14 years old. I have two best friends in high school, their names are Jorge and Laura. Jorge lives in San Joaquín and Laura lives in Santo Domingo. We study at Liceo de Heredia, in Heredia downtown. We are very close friends.



Jorge's last name is Calvo, and Laura's last name is Campos. Jorge is 16 and Laura is 15 years old. We all are in 9<sup>th</sup> grade. Jorge is not Costa Rican, he is from Panama and Laura is from Colombia.

- Respuesta: D.

9) The teenagers study in the city of \_\_\_\_\_.

- a) Heredia
- b) Colombia
- c) San Joaquín
- d) Santo Domingo
- Los adolescentes estudian en el Liceo de Heredia, en Heredia.

#### MY BEST FRIENDS

Hi, my name is Melvin Fallas Díaz, I am Costa Rican and I live in Heredia. I am 14 years old. I have two best friends in high school, their names are Jorge and Laura. Jorge lives in San Joaquín and Laura lives in Santo Domingo. We study at Liceo de Heredia, in Heredia downtown. We are very close friends.



Jorge's last name is Calvo, and Laura's last name is Campos. Jorge is 16 and Laura is 15 years old. We all are in 9<sup>th</sup> grade. Jorge is not Costa Rican, he is from Panama and Laura is from Colombia.

- Respuesta: A.

10) Campos is Laura's \_\_\_\_\_.

- a) Nickname = Apodo
- b) Last name = Apellido
- c) First name = Primer nombre
- d) Middle name = Segundo nombre
- Campos es el apellido de Laura

### MY BEST FRIENDS

Hi, my name is Melvin Fallas Díaz, I am Costa Rican and I live in Heredia. I am 14 years old. I have two best friends in high school, their names are Jorge and Laura. Jorge lives in San Joaquín and Laura lives in Santo Domingo. We study at Liceo de Heredia, in Heredia downtown. We are very close friends.



Jorge's last name is Calvo, and Laura's last name is Campos. Jorge is 16 and Laura is 15 years old. We all are in 9<sup>th</sup> grade. Jorge is not Costa Rican, he is from Panama and Laura is from Colombia.

- Respuesta: B.

11) The teenagers are \_\_\_\_\_.

- a) Costa Rican = Costarricenses
  - b) Seventeen years old = 17 años
  - c) From different countries = De diferentes países
  - d) In different high schools = De diferentes colegios
- Melvin es de Costa Rica, Jorge es de Panamá y Laura es de Colombia.

### MY BEST FRIENDS

Hi, my name is Melvin Fallas Díaz, I am Costa Rican and I live in Heredia. I am 14 years old. I have two best friends in high school, their names are Jorge and Laura. Jorge lives in San Joaquín and Laura lives in Santo Domingo. We study at Liceo de Heredia, in Heredia downtown. We are very close friends.



Jorge's last name is Calvo, and Laura's last name is Campos. Jorge is 16 and Laura is 15 years old. We all are in 9<sup>th</sup> grade. Jorge is not Costa Rican, he is from Panama and Laura is from Colombia.

- Respuesta: C.

12) Jorge is from \_\_\_\_\_.

- a) Heredia
  - b) Panama
  - c) Colombia
  - d) Costa Rica
- Jorge es de Panamá.

### MY BEST FRIENDS

Hi, my name is Melvin Fallas Díaz, I am Costa Rican and I live in Heredia. I am 14 years old. I have two best friends in high school, their names are Jorge and Laura. Jorge lives in San Joaquín and Laura lives in Santo Domingo. We study at Liceo de Heredia, in Heredia downtown. We are very close friends.



Jorge's last name is Calvo, and Laura's last name is Campos. Jorge is 16 and Laura is 15 years old. We all are in 9<sup>th</sup> grade. **Jorge is not Costa Rican, he is from Panama** and Laura is from Colombia.

- Respuesta: B.

Choose the appropriate option to complete each command based on each picture. (Items from 13 to 17)

13) Please, Doris! It is really hot, \_\_\_\_\_.

- a) Come in = Entra
- b) Open the door = Abre la puerta
- c) Listen carefully = Escucha atentamente
- d) Open the window = Abre la Ventana

- Se le está diciendo a Doris que el clima está bastante caliente, por lo que para enfriar el cuarto se debería de abrir la ventana.

- Respuesta: D.



14) You are making too much noise, \_\_\_\_\_.

- a) Be quiet = Has silencio.
- b) Come in = Entra.
- c) Stand up = Levántate.
- d) Go away = Vete de aquí.

- En el contexto, la persona está haciendo mucho ruido. Por lo que sería natural pedirle que haga silencio, justo como se puede observar en la imagen.

- Respuesta: A.



15) It is cold outside. Please Pablo, \_\_\_\_\_.

- a) Close the door = Cierra la puerta
- b) Go to the board = Ve a la pizarra
- c) Close the window = Cierra la ventana
- d) Work with your classmate = Trabaja con tu compañero

- En el contexto, está haciendo mucho frío. Además, en la imagen podemos ver a un chico cerrando la puerta.

- Respuesta: A

16) Mario and Andrea, \_\_\_\_\_.






- a) Work in pairs = Trabajen en pareja.
- b) Close the door = Cierren la puerta.
- c) Go to the board = Vayan a la pizarra.
- d) Open the window = Abran la Ventana.



- En la imagen se observa a un niño y una niña (Mario y Andrea) leyendo del mismo cuaderno. Es decir, están trabajando en parejas.
- Respuesta: A

**17) The class is over. Please, \_\_\_\_\_.**

- a) Open your book = Abra su libro.
- b) Take out your book = Saque su libro.
- c) Close your notebook = Cierre su cuaderno.
- d) Put your notebook away = Guarde su cuaderno.

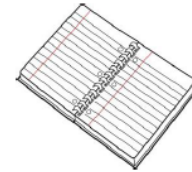


- En la imagen se observa una mano guardando un cuaderno dentro de un bolso.
- Respuesta: D.

**Choose the appropriate option to answer each question based on each picture. (Items from 18 to 21)**

**18) What is it? It is a \_\_\_\_\_.**

- a) Desk = Pupitre
- b) Clock = Reloj
- c) Calendar = Calendario
- d) Notebook = Cuaderno



- Respuesta: D

**19) What is it? It is a \_\_\_\_\_.**

- a) Chair = Silla
- b) Book = Libro
- c) Pencil = Lápiz
- d) Window = Ventana



- Respuesta: A

**20) What are they? They are \_\_\_\_\_.**

- a) Pens = Lapiceros
- b) Tables = Mesas
- c) Erasers = Borradores
- d) Umbrellas = Sombrillas/Paraguas



- Respuesta: D

21) What are those? They are \_\_\_\_\_.

- a) Doors = Puertas
- b) Tables = Mesas
- c) Clocks = Relojes
- d) Backpacks = Mochilas/Bultos




- Respuesta: A

Choose the appropriate option to answer each question based on each picture. (Items from 22 to 25)

22) What are \_\_\_\_\_? They are calendars.

- a) This
- b) That
- c) Those
- d) These



- *This* se utiliza cuando un objeto se encuentra muy cerca. Y *that* se utiliza cuando el objeto se encuentra lejano. *These* es el plural de *this*, y *those* es el plural de *that*.
- En la imagen, la mano señala los candelarios de lejos. Además, son dos candelarios, por lo tanto, se utiliza en plural.
- Respuesta: C

23) What is \_\_\_\_\_? It is a book.


- a) This
- b) That
- c) Those
- d) These



- En la imagen, la mano señala el libro de lejos. Como es solo un objeto, se utiliza el singular.
- Respuesta: B

24) Is \_\_\_\_\_ a clock? Yes, it is.

- a) This
- b) That
- c) Those
- d) These



- En esta imagen, la mano está cercana al reloj.
- Respuesta: A

25) Are \_\_\_\_\_ scissors? No, they aren't.

- a) This
- b) That
- c) Those
- d) These



- En la imagen, la mano señala los lápices de lejos. Como son dos lápices, se utiliza el plural.
- Respuesta: C



Choose the appropriate option to answer each question based on each picture. (Items from 26 to 33)

26) The wastebasket is \_\_\_\_\_.


- a) Over the map = Sobre el mapa.
- b) Next to the map = Al lado del mapa.
- c) Behind the teacher = Detrás de la profesora.
- d) Far away from the teacher = Lejos de la profesora.



- Como se puede observar en la imagen, el basurero se encuentra detrás de la profesora.
- Respuesta C

27) Katty is \_\_\_\_\_.

- a) Behind John = Detrás de John.
- b) In front of Peter = Al frente de Peter.
- c) Far away from John = Lejos de John.
- d) Between John and Peter = Entre John y Peter.



- Como se puede observar en la imagen, Katty se encuentra entre John y Peter.
- Respuesta: D

28) The cat is \_\_\_\_\_ the chair.

- a) On = En
- b) Over = Sobre
- c) Under = Debajo
- d) In front of = Al frente de



- Respuesta: C

29) The books are \_\_\_\_\_ the table.

- a) In = En/dentro
- b) On = En/encima
- c) Over = Sobre
- d) Under = Debajo



- Respuesta: B

30) The ruler is \_\_\_\_\_.

- a) On the pencil = Sobre el lápiz.
- b) Under the pencil = Debajo del lápiz.
- c) In the pencil case = Dentro del estuche.
- d) Next to the pencil case = Al lado del estuche.



- Respuesta: C

31) The lamp is \_\_\_\_\_ the armchair.

- a) Behind = Detrás
- b) Next to = Al lado de
- c) In front of = Al frente de
- d) Far away from = Lejos de

• Respuesta: B



32) The ball is \_\_\_\_\_ the box.

- a) In = En/dentro
- b) On = En/encima
- c) Over = Sobre
- d) Outside = Afuera

• Respuesta: D



33) The cat is \_\_\_\_\_.

- a) On the table = En la mesa
- b) Behind the girl = Detrás de la niña
- c) Next to the girl = Al lado de la niña
- d) Under the table = Debajo de la mesa

• Respuesta: A



Read the dialogue.

**Situation:** Luis is looking for his backpack.

Luis: I don't know where I put my backpack.

Mario: Isn't it the green one over there?

Luis: Which one?

Mario: The one on the wooden table.

Luis: No, that is made of cloth, and my backpack is made of leather.

Mario: What color is your backpack?

Luis: It is black.

Mario: Does it have many things inside?

Luis: Not really, but it has all my school items. It has my plastic pencil case, my yellow dictionary, my books and notebooks.

Mario: Let's look for it!

Luis: Thank you, Mario.



Choose the appropriate option to answer each question based on each picture. (Items from 34 to 37)

34) The backpack is made of \_\_\_\_\_.

- a) Cloth
- b) Wood
- c) Plastic
- d) Leather

- Nos preguntan de qué material está hecha la mochila.

Situation: Luis is looking for his backpack.

Luis: I don't know where I put my backpack.

Mario: Isn't it the green one over there?

Luis: Which one?

Mario: The one on the wooden table.

Luis: No, that is made of cloth, and **my backpack is made of leather.**

Mario: What color is your backpack?


Luis: It is black.

Mario: Does it have many things inside?

Luis: Not really, but it has all my school items. It has my plastic pencil case, my yellow dictionary, my books and notebooks.

Mario: Let's look for it!

Luis: Thank you, Mario.



- Respuesta: D

**35) Luis' backpack is \_\_\_\_\_.**

- White
- Black
- Green
- Yellow

- Nos preguntan de qué color es la mochila de Luis.

Situation: Luis is looking for his backpack.

Luis: I don't know where I put my backpack.

Mario: Isn't it the green one over there?

Luis: Which one?

Mario: The one on the wooden table.

Luis: No, that is made of cloth, and my backpack is made of leather.

Mario: What color is your backpack?


Luis: **It is black.**

Mario: Does it have many things inside?

Luis: Not really, but it has all my school items. It has my plastic pencil case, my yellow dictionary, my books and notebooks.

Mario: Let's look for it!

Luis: Thank you, Mario.



- Respuesta: B

36) Luis' pencil case is made of \_\_\_\_\_.

- a) Cloth
- b) Wood
- c) Plastic
- d) Leather

- Nos preguntan de qué material está hecho el estuche para lápices de Luis

**Situation:** Luis is looking for his backpack.

Luis: I don't know where I put my backpack.

Mario: Isn't it the green one over there?

Luis: Which one?

Mario: The one on the wooden table.

Luis: No, that is made of cloth, and my backpack is made of leather.

Mario: What color is your backpack?


Luis: It is black.

Mario: Does it have many things inside?

Luis: Not really, but it has all my school items. It has my **plastic pencil case**, my yellow dictionary, my books and notebooks.

Mario: Let's look for it!

Luis: Thank you, Mario.



- Respuesta: C

37) The backpack has a \_\_\_\_\_ inside.

- a) Black dictionary
- b) Yellow dictionary
- c) Green plastic pencil case
- d) Pencil case made of rubber

- Nos preguntan qué hay dentro de la mochila

**Situation:** Luis is looking for his backpack.

Luis: I don't know where I put my backpack.

Mario: Isn't it the green one over there?

Luis: Which one?

Mario: The one on the wooden table.

Luis: No, that is made of cloth, and my backpack is made of leather.

Mario: What color is your backpack?


Luis: It is black.

Mario: Does it have many things inside?

Luis: Not really, but it has all my school items. **It has my plastic pencil case, my yellow dictionary, my books and notebooks.**

Mario: Let's look for it!

Luis: Thank you, Mario.



- Respuesta: B

**Read the dialogue.**

Situation: Ronny lost his pencil case.

Ronny: I lost my pencil case, Danny.

Danny: What is in it?

Ronny: I have red, black, green and blue pens.

Danny: What is your pencil made of?

Ronny: It is made of leather and it is white.

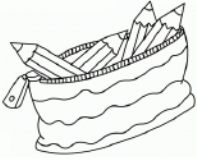
Danny: How big is it?

Ronny: It is not too big. There is also a black calculator and an eraser made of rubber in it.

Danny: Isn't it the one on the chair, next to the wooden table?

Ronny: No, that is Manuel's.

Danny: Sorry, Ronny!



**Choose the appropriate option to answer each question based on each picture. (Items from 38 to 41)**

**38) Ronny's pencil case is made of \_\_\_\_\_.**

- a) Wood
- b) Rubber
- c) Plastic
- d) Leather

- Nos preguntan de qué material está hecho el estuche de Ronny.

Situation: Ronny lost his pencil case.

Ronny: I lost my pencil case, Danny.

Danny: What is in it?

Ronny: I have red, black, green and blue pens.

Danny: What is your pencil made of?

Ronny: **It is made of leather** and it is white.

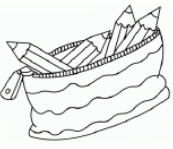
Danny: How big is it?

Ronny: It is not too big. There is also a black calculator and an eraser made of rubber in it.

Danny: Isn't it the one on the chair, next to the wooden table?

Ronny: No, that is Manuel's.

Danny: Sorry, Ronny!



- **Respuesta: D**

39) The pencil case is \_\_\_\_\_.

- a) Red
- b) Black
- c) White
- d) Green

- Nos preguntan cuál es el color del estuche

Situation: Ronny lost his pencil case.

Ronny: I lost my pencil case, Danny.

Danny: What is in it?

Ronny: I have red, black, green and blue pens.

Danny: What is your pencil made of?

Ronny: It is made of leather and it is white.


Danny: How big is it?

Ronny: It is not too big. There is also a black calculator and an eraser made of rubber in it.

Danny: Isn't it the one on the chair, next to the wooden table?

Ronny: No, that is Manuel's.

Danny: Sorry, Ronny!



- Respuesta: C

40) Ronny's eraser is \_\_\_\_\_.

- a) Small
- b) Not big
- c) Made of rubber
- d) Not made of rubber

- Nos preguntan por las características del borrador dentro del estuche.

Situation: Ronny lost his pencil case.

Ronny: I lost my pencil case, Danny.

Danny: What is in it?

Ronny: I have red, black, green and blue pens.

Danny: What is your pencil made of?

Ronny: It is made of leather and it is white.

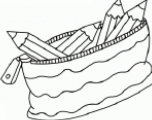
Danny: How big is it?

Ronny: It is not too big. There is also a black calculator and an eraser made of rubber in it.

Danny: Isn't it the one on the chair, next to the wooden table?

Ronny: No, that is Manuel's.

Danny: Sorry, Ronny!



- Respuesta: C

41) Inside the pencil case, there is \_\_\_\_\_.

- a) A black calculator
  - b) A white calculator
  - c) A green calculator
  - d) An eraser made of plastic
- Nos preguntan qué hay dentro del estuche

Situation: Ronny lost his pencil case.

Ronny: I lost my pencil case, Danny.

Danny: What is in it?

Ronny: I have red, black, green and blue pens.

Danny: What is your pencil made of?

Ronny: It is made of leather and it is white.


Danny: How big is it?

Ronny: It is not too big. There is also a black calculator and an eraser made of rubber in it.

Danny: Isn't it the one on the chair, next to the wooden table?

Ronny: No, that is Manuel's.

Danny: Sorry, Ronny!



- Respuesta: A

**Read the information.**

David is going to the post office in downtown because he needs to mail a letter to his father. His friend, Charlie, is going with him. After that, David needs to go to the supermarket, his mother needs some meat, vegetables, and fruit, but he has to go to the bank first because he needs to change a check to buy the groceries. Later, David and Charlie are going to a Mexican restaurant.





Choose the appropriate alternative to answer the questions, according the previous text. (Items from 42 to 45)

**42) Which service does David receive from the post office?**

- a) Paying bills = Pagando las cuentas
- b) Mailing letters = Enviando cartas
- c) Buying groceries = Comprar comestibles
- d) Changing checks = Cambiando cheques
- Al David ir al correo, el servicio que recibe es el de enviar las cartas

David is going to the post office in downtown because he needs to mail a letter to his father. His friend, Charlie, is going with him. After that, David needs to go to the supermarket, his mother needs some meat, vegetables, and fruit, but he has to go to the bank first because he needs to change a check to buy the groceries. Later, David and Charlie are going to a Mexican restaurant.



- Respuesta: B.

**43) What does David have to do in the supermarket? He has to \_\_\_\_\_.**

- a) Mail the letter = Enviar una carta
- b) Get some money = Conseguir algo de dinero
- c) Buy some groceries = Comprar algunos comestibles
- d) Need to change a check = Cambiar un cheque
- David necesita ir al supermercado a comprarle a su mamá algo de carne, vegetales y frutas (comestibles).

David is going to the post office in downtown because he needs to mail a letter to his father. His friend, Charlie, is going with him. After that, David needs to go to the supermarket, his mother needs some meat, vegetables, and fruit, but he has to go to the bank first because he needs to change a check to buy the groceries. Later, David and Charlie are going to a Mexican restaurant.



- Respuesta: C.

**44) Why does David go to the bank? Because he needs to \_\_\_\_\_.**

- a) Pay a bill = Pagar una factura
- b) Change a check = Cambiar un cheque
- c) Deposit a check = Depositar un cheque
- d) Give money to Charlie = Dar dinero a Charlie
- David necesita ir al banco a cambiar un cheque.

David is going to the post office in downtown because he needs to mail a letter to his father. His friend, Charlie, is going with him. After that, David needs to go to the supermarket, his mother needs some meat, vegetables, and fruit, but he has to go to the bank first because he needs to change a check to buy the groceries. Later, David and Charlie are going to a Mexican restaurant.



- Respuesta: B.

**45) Where are David and Charlie going to eat? They are going to \_\_\_\_\_.**

- a) A restaurant = Un restaurante
- b) David's house = En la casa de David
- c) A supermarket = En el supermercado
- d) Charlie's house = En la casa de Charlie
- David y Charlie irán a comer a un restaurante mexicano.

David is going to the post office in downtown because he needs to mail a letter to his father. His friend, Charlie, is going with him. After that, David needs to go to the supermarket, his mother needs some meat, vegetables, and fruit, but he has to go to the bank first because he needs to change a check to buy the groceries. **Later, David and Charlie are going to a Mexican restaurant.**



- Respuesta: A.

**Read the information.**

#### INSTRUCTIONS FOR OPERATING A DIGITAL CAMERA



- First, it is important to read the camera manual before taking any photographs.
- Second, check the batteries. Make sure they are recharged.
- Third, insert the storage media card in the appropriate slot.
- After that, remove the lens cap.
- Next, turn the camera on.
- Then, bring the camera up to your eye and look through the viewfinder.
- Finally, press the shutter button all the way down to take a picture.

Adapted from the Internet

**Choose the appropriate option to complete each sentence based on the previous information. (Items from 46 to 51)**

**46) The first thing to do before operating the camera is to \_\_\_\_\_.**

- a) Remove the lens
- b) Read the camera manual
- c) Insert the storage media card
- d) Set camera for automatic mode
- Nos preguntan por el primer paso que se debe de hacer antes de operar una cámara; que consiste en leer el manual.

INSTRUCTIONS FOR OPERATING A DIGITAL CAMERA



- First, it is important to read the camera manual before taking any photographs.
- Second, check the batteries. Make sure they are recharged.
- Third, insert the storage media card in the appropriate slot.
- After that, remove the lens cap.
- Next, turn the camera on.
- Then, bring the camera up to your eye and look through the viewfinder.
- Finally, press the shutter button all the way down to take a picture.

Adapted from the Internet

- Respuesta: B.

47) After reading the manual, the following step is to \_\_\_\_\_.

- a) Check the batteries
- b) Turn the camera on
- c) Remove the lens cap
- d) Place the storage media card
- Después de leer el manual, se deben de revisar las baterías y que estas se encuentren cargadas.

INSTRUCTIONS FOR OPERATING A DIGITAL CAMERA



- First, it is important to read the camera manual before taking any photographs.
- Second, check the batteries. Make sure they are recharged.
- Third, insert the storage media card in the appropriate slot.
- After that, remove the lens cap.
- Next, turn the camera on.
- Then, bring the camera up to your eye and look through the viewfinder.
- Finally, press the shutter button all the way down to take a picture.

Adapted from the Internet


- Respuesta: A.

48) Before removing the lens cap, the previous step is to \_\_\_\_\_.

- a) Turn on the camera
- b) Look through the viewfinder
- c) Press the shutter button down

- d) Insert the storage media card in the correct slot
- Se pregunta el paso que se debe de realizar antes de remover la tapa del lente, el cual es insertar la tarjeta de almacenamiento en la ranura correcta.

INSTRUCTIONS FOR OPERATING A DIGITAL CAMERA



- First, it is important to read the camera manual before taking any photographs.
- Second, check the batteries. Make sure they are recharged.
- **Third, insert the storage media card in the appropriate slot.**
- After that, remove the lens cap.
- Next, turn the camera on.
- Then, bring the camera up to your eye and look through the viewfinder.
- Finally, press the shutter button all the way down to take a picture.


Adapted from the Internet

- Respuesta: D.

49) The fourth step is to \_\_\_\_\_.

- a) Turn on the camera
  - b) Remove the lens cap
  - c) Read the camera manual
  - d) Insert the storage media card
- El cuarto paso de las instrucciones es el de remover la tapa de los lentes.

INSTRUCTIONS FOR OPERATING A DIGITAL CAMERA



- First, it is important to read the camera manual before taking any photographs.
- Second, check the batteries. Make sure they are recharged.
- Third, insert the storage media card in the appropriate slot.
- **After that, remove the lens cap.**
- Next, turn the camera on.
- Then, bring the camera up to your eye and look through the viewfinder.
- Finally, press the shutter button all the way down to take a picture.

Adapted from the Internet


- Respuesta: B.

50) After removing the lens cap, the next step is to \_\_\_\_\_.



- a) Read the manual
- b) Turn the camera on
- c) Look through the viewfinder
- d) Place the storage media card
- Después de quitar la tapa del lente, ya se puede encender la cámara.

INSTRUCTIONS FOR OPERATING A DIGITAL CAMERA



- First, it is important to read the camera manual before taking any photographs.
- Second, check the batteries. Make sure they are recharged.
- Third, insert the storage media card in the appropriate slot.
- After that, remove the lens cap.
- **Next, turn the camera on.**
- Then, bring the camera up to your eye and look through the viewfinder.
- Finally, press the shutter button all the way down to take a picture.


Adapted from the Internet

- Respuesta: B.

51) The last step is to \_\_\_\_\_.

- a) Turn on the camera
- b) Remove the lens cap
- c) Look through the viewfinder
- d) Press the shutter button down
- Como último paso se tiene mantener presionado el botón para tomar la foto.

INSTRUCTIONS FOR OPERATING A DIGITAL CAMERA



- First, it is important to read the camera manual before taking any photographs.
- Second, check the batteries. Make sure they are recharged.
- Third, insert the storage media card in the appropriate slot.
- After that, remove the lens cap.
- Next, turn the camera on.
- Then, bring the camera up to your eye and look through the viewfinder.
- **Finally, press the shutter button all the way down to take a picture.**

Adapted from the Internet

- Respuesta: D.

Read the dialogue.

Situation: Jason and Brad are planning a party at their home.

Nathan: Hello?

Karen: Hi, Nathan.

Nathan: Hi Karen.

Karen: Guess what? Jason and Brad are planning a party.

Nathan: Where is the party? Why?

Karen: At their house. It is Jason's first job. He is working at Tasty Chicken. Let's make something for the party.

Nathan: Good idea.

Karen: So, Nathan, can you stop at the supermarket on your way home? Can you pick up some groceries?

Nathan: Well, I am very busy today.


Karen: It is only a few things. Can you buy some milk, butter, flour, and some eggs?

Nathan: Sure.

Karen: And a green pepper, and some tomatoes. Thanks, Nathan.

Nathan: OK. See you later.

Karen: Bye.




Choose the appropriate option to answer each question based on the dialogue. (Items from 52 to 55)



52) Why does Karen call Nathan? Because \_\_\_\_\_.

- a) She is at home
- b) She is very busy at work
- c) She goes to the supermarket
- d) Jason and Brad are planning a party
- Karen llama a Nathan para invitar a la fiesta de Jason y Brad.

**Situation:** Jason and Brad are planning a party at their home.



Nathan: Hello?  
Karen: Hi, Nathan.  
Nathan: Hi Karen.  
Karen: Guess what? Jason and Brad are planning a party.  
Nathan: Where is the party? Why?  
Karen: At their house. It is Jason's first job. He is working at Tasty Chicken. Let's make something for the party.  
Nathan: Good idea.  
Karen: So, Nathan, can you stop at the supermarket on your way home? Can you pick up some groceries?  
Nathan: Well, I am very busy today.  
Karen: It is only a few things. Can you buy some milk, butter, flour, and some eggs?  
Nathan: Sure.  
Karen: And a green pepper, and some tomatoes. Thanks, Nathan.  
Nathan: OK. See you later.  
Karen: Bye.

- Respuesta: D.

53) Where are Jason and Brad planning the party? At \_\_\_\_\_.

- a) Their house
- b) Tasty Chicken
- c) The supermarket
- d) Nathan's department
- Preguntan dónde será la fiesta de Jason y Brad.

**Situation:** Jason and Brad are planning a party at their home.

Nathan: Hello?

Karen: Hi, Nathan.

Nathan: Hi Karen.

Karen: Guess what? Jason and Brad are planning a party.

Nathan: **Where is the party?** Why?

Karen: **At their house.** It is Jason's first job. He is working at Tasty Chicken. Let's make something for the party.

Nathan: Good idea.

Karen: So, Nathan, can you stop at the supermarket on your way home? Can you pick up some groceries?

Nathan: Well, I am very busy today.

Karen: It is only a few things. Can you buy some milk, butter, flour, and some eggs?

Nathan: Sure.

Karen: And a green pepper, and some tomatoes. Thanks, Nathan.

Nathan: OK. See you later.

Karen: Bye.



- Respuesta: A.

54) What does Nathan have to do? He has to \_\_\_\_\_.

- a) Buy some chicken
- b) Stop at the supermarket
- c) Buy food at Tasty Chicken
- d) Plan Brad and Jason's party
- Karen le pide a Nathan si puede pasar al supermercado a comprar ciertas cosas.

**Situation:** Jason and Brad are planning a party at their home.

Nathan: Hello?

Karen: Hi, Nathan.

Nathan: Hi Karen.

Karen: Guess what? Jason and Brad are planning a party.

Nathan: Where is the party? Why?

Karen: At their house. It is Jason's first job. He is working at Tasty Chicken. Let's make something for the party.

Nathan: Good idea.

Karen: **So, Nathan, can you stop at the supermarket on your way home?** Can you pick up some groceries?

Nathan: Well, I am very busy today.

Karen: It is only a few things. Can you buy some milk, butter, flour, and some eggs?

Nathan: Sure.

Karen: And a green pepper, and some tomatoes. Thanks, Nathan.

Nathan: OK. See you later.

Karen: Bye.



- Respuesta: B.

**55) What is Nathan going to get at the supermarket?**

- a) Chicken
- b) A present
- c) Some fruit
- d) Some groceries
- Nathan tiene que comprar ciertos comestibles (leche, mantequilla, harina, huevos, pimiento verde y tomates)

Situation: Jason and Brad are planning a party at their home.

Nathan: Hello?

Karen: Hi, Nathan.

Nathan: Hi Karen.



Karen: Guess what? Jason and Brad are planning a party.

Nathan: Where is the party? Why?

Karen: At their house. It is Jason's first job. He is working at Tasty Chicken. Let's make something for the party.

Nathan: Good idea.

Karen: So, Nathan, can you stop at the supermarket on your way home? **Can you pick up some groceries?**

Nathan: Well, I am very busy today.

Karen: It is only a few things. Can you buy some milk, butter, flour, and some eggs?

Nathan: Sure.

Karen: And a green pepper, and some tomatoes. Thanks, Nathan.

Nathan: OK. See you later.

Karen: Bye.

- Respuesta: D.