

MULTIPLE CHOICE


55 ITEMS

Items 1- 4

Instructions:

1. Read the information text.
2. Choose the correct answer based on the text.
3. Mark the correct letter A, B, or C on your answer sheet.

Hello!



Goodbye!

HELLO!

Welcome to our English class! We're excited to have you here. Let's begin with some common words and phrases for greetings, goodbyes, personal information, and classroom language.

Greetings and Goodbyes: When you enter the classroom, remember to say "Hello" or "Hi" to the teacher and your school friends. At the end of the lesson, don't forget to say "Goodbye" or "See you later" before leaving.

Personal Information: To get to know each other better, you can ask some personal information questions. For example, "What's your name?" or "Where are you from?"

Classroom Language: If you have a question or need help during class, please raise your hand. Could you repeat, please? The teacher is happy to help you. If you need to use the restroom, say "Excuse me, May I go to the restroom, please?"



- 1) What can you say when you arrive at the classroom?
 - See you tomorrow
 - Hello or Hi
 - Goodbye

- 2) What question can you ask to get to know someone better?
 - May I go to the restroom, please?
 - Could you repeat, please?
 - Where are you from?

- 3) What is the correct phrase to say when leaving the classroom?
 - Raise your hand
 - See you later
 - Excuse me!

- 4) How can you ask permission to go to the restroom during the lesson?
 - Leave without asking
 - Stand up and say goodbye
 - Say, "Excuse me, May I go to the restroom, please?"



Items 5- 8

Instructions:

1. Read the information.
2. Choose the correct answer based on the text.
3. Mark the correct letter A, B, or C on your answer sheet.

LET'S MEET EMILY!

Emily is a friendly 12-year-old girl. She lives in a small town in England with her family. Emily's nationality is British. She goes to the local school. She has an older brother named Jack and a younger sister named Lily. Emily's favorite hobby is painting. She spends most of her free time creating beautiful pictures.



In school, Emily enjoys studying science and computers. She wants to be a scientist one day and learn new things about the world. She also likes to do activities like cooking club and dancing.

Emily's family is important to her. They have picnics together on weekends by the mountains or go to the park. Emily's parents are very kind and loving.

Emily is described by her friends and family as pretty and a happy young girl who loves her family and enjoys new interests like visiting her Canadian and Australian friends.



5) What is the main topic of the text?

Emily and her family

Emily's favorite friend

Emily and her friend's hobbies

6) What is Emily's nationality?

Australian

Canadian

British

7) What is one of Emily's favorite hobbies?

Painting

Cooking

Dancing

8) What does Emily enjoy studying at school?

Science and cooking

Science and dancing

Science and computers

Items 9- 12**Instructions:**

1. Read the information.
2. Choose the correct answer based on the text.
3. Mark the correct letter A, B, or C on your answer sheet.

MARY'S DAILY ROUTINES

You're Invited!

Join us to look at my popular life!

Here's a short view of my daily routine:

Morning Routine:

- Wake up and get up early
- Have breakfast with a cup of coffee
- Brush my teeth to keep them clean and healthy

School Hours:

- Go to high school to have classes and study
- Finish high school in the afternoon

Afternoon Activities:

- Enjoy lunch with friends during the lunch break
- Study or complete jobs after school
- Take a shower after a long day

Evening Time:

- Read a book or listen to music to relax before going to bed
- Have dinner with family or friends
- Meet with friends to watch TV or go out





9) What is a common daily routine in the morning?

- A picnic in the park
- Be ready to start the day
- Reading a book before sleep time

10) What activity does Mary do for the morning routine?

- Have breakfast with coffee
- Take a shower
- Watch TV

11) What is part of Mary's afternoon activities?

- Take a shower
- Go to high school
- Have lunch with her family

12) What can she do to relax before bedtime?

- Go to high school
- Go out with friends
- Read a book or listen to music

Items 13- 16

Instructions:

1. Read the text.
2. Choose the correct answer based on the text.
3. Mark the correct letter A, B, or C on your answer sheet.

HEALTHY EATING HABITS

Are you looking to improve your eating habits to be healthy? Follow these tips for a healthier life:



Eat fruits and vegetables: Include a type of fruit and vegetable in your daily meals. They are good for your body's health.

Drink water: Each day you need to drink eight glasses of water. Water helps to clean your body and keeps it fresh.

Reduce prepared foods: Try to keep away from foods that are high in sugar, salt, and unhealthy fats.

Practice piece control: Look out for the serving size you are eating and try not to overeat. Eating smaller parts can help you keep a healthy life.

Watch your snack time: Try not to eat chips or candy. Choose healthy snacks like nuts, fruits, or yogurt.



13) What is the main purpose of the text?

- To give information about drinking water
- To discuss the changes in snack time
- To give tips for healthy eating habits

14) What action should someone take to keep a healthy life?

- Include a type of fruit and vegetable in your meals every day
- Avoid drinking eight glasses of water each day
- Choose unhealthy snacks like chips or candy

15) What should you eat to be healthy?

- Foods like fruits and vegetables
- Foods that are high in sugar, salt, and unhealthy fats
- Eating smaller pieces can help you keep a healthy life

16) What action is necessary to stop overeating?

- Looking out for the serving size of food you eat
- Choosing healthy snacks like nuts, fruits, or yogurt
- Staying healthy by drinking eight glasses of water each day



Items 17- 20

Instructions:

1. Read the text.
2. Choose the correct answer based on the text.
3. Mark the correct letter A, B, or C on your answer sheet.

NATURE'S GIFTS


Welcome to the wonderful world of nature! Let's look at some of the wonderful flora and fauna:

Trees: Let's see these beautiful trees. They are living things that give us many presents. Some trees have green leaves all year, but others lose them in the fall.

Flowers: Stop and see the flowers! Flowers and leaves come in all shapes, sizes, and colors. They are part of the plants and interest birds and butterflies. Can you see any flowers growing in your house?

Mountains: Look up at the high and beautiful mountains in the front picture. Mountains are not living things but there is home to many kinds of animals and plants. Many people like to watch the sunset behind the mountains.

Rivers: Listen to the sound of water as you stand by the river. Rivers are bodies of water that move from high areas to low areas, but rivers are not living things. They are home to a large type of plants and animals like fish, and ducks.





- 17) What is an example of living things mentioned in the text?
- Mountains
 - Rivers
 - Trees
- 18) Which words describe things like flowers and leaves?
- High mountains
 - Beautiful plants
 - Sound of water
- 19) What living thing can give us many presents?
- Flowers
 - Trees
 - Birds
- 20) What gift from nature goes from high areas to low areas?
- Mountains
 - Rivers
 - Trees

Items 21- 24

Instructions:

1. Read the text.
2. Choose the correct answer based on the text.
3. Mark the correct letter A, B, or C on your answer sheet.

NATURAL WONDERS AROUND THE WORLD

Welcome to a journey through some of the world's most wonderful natural wonders! Nature has given us amazing gifts that leave us in a way without words. Let's



learn about a few of these beautiful places together.

First, we have the Great Barrier Reef. It is on the coast of Australia, it's the largest coral reef system in the world.

Next, let's travel to Africa to see the Victoria Falls. It is in between Zambia and Zimbabwe, near the Zambeze River these waterfalls are known for their 1.7 km large that can be seen from miles away.

Moving on to the United States, we find the Grand Canyon created by the Colorado River. It tells a story of millions of years of geological history. The first European known to have seen it was García López de Cárdenas from Spain.

Going to South America, we find the Harbor-Rio de Janeiro. Rio de Janeiro is a city of wonders in Brazil. The seaport is 6.7 km long. The opening of the seaport took place on July 20, 1910. It is well-known for its panoramic views from Sugarloaf Mountain.



21- what is the main topic of the text?

- A) Amazing European places
- B) Famous cities around the world
- C) Best natural wonders of the world

22- where is the Great Barrier Reef located?

- A) Australia
- B) Brazil
- C) Africa

23- Where are located the largest waterfalls?

- A) Colorado
- B) Africa
- C) Spain

24- Which natural wonder is famous for its panoramic views from Sugarloaf Mountain?

- A) Harbor Rio de Janeiro
- B) Great Barrier Reef
- C) Grand Canyon



Items 25- 28

Instructions:

1. Read the text.
2. Choose the correct answer based on the text.
3. Mark the correct letter A, B, or C on your answer sheet.

COSTA RICA'S NATURAL MARVELS



Welcome to Costa Rica, a land full of beautiful and natural wonders! From beaches to green rainforests. Let's see some of Costa Rica's most wonderful natural marvels together.

First, we have different National Parks. Costa Rica has an amazing group of national parks, that protect ecosystems like rainforests. These parks are home to many types of plants and animals, making them ideal for nature lovers.

Next, let's look at the Biological Reserves. These protected areas are given to keep Costa Rica's rich biodiversity. Visitors can visit jungles and learn about flora and fauna conservation projects.

A Costa Rica trip will not be complete without visiting the beaches. If you are looking for water sports, Costa Rica's coast has something for everyone. The white beaches are beautiful.



- 25) The main topic of the text is _____
- Costa Rica water sports
 - Costa Rica flora and fauna
 - Costa Rica's beautiful and natural wonders
- 26) Costa Rica's National Parks are created _____
- to visit the beaches
 - to practice water sports
 - to protect different ecosystems
- 27) Visitors can find in Costa Rica's Biological Reserves many kinds of _____
- flora and fauna conservation projects
 - beautiful beaches
 - poor biodiversity
- 28) If visitors like water sports, they must go to Costa Rican _____
- conservation projects
 - flora and fauna
 - beaches

Instructions

1. Read the text.
2. Choose the correct answer based on the text.
3. Mark the correct letter A, B, or C on your answer sheet.

SMITH FAMILY SHOPPING LIST

Meet the Smith family: Lisa, Tom, and Emily. Lisa is a busy mom who always makes sure her family has everything they need. Tom and Emily are happy to help their mom as much as they can. Today, the Smith family needs to do some shopping. Lisa shows the list of the things they need to buy from the supermarket for the week. Here is the shopping list:



We need some fruit and vegetables:

- 6 apples and 10 bananas.
- 3 tomatoes and lettuce for the salad.

We need from the meat section:

- fish and chicken.
- 12 eggs, 2 milk, 1 bread.

Now, let's go for

- rice and beans and the dog food

Thank you for your help. The shopping was fast and fun. You get a star.



29) Which thing does Lisa need for the salad?

Milk

Rice

Vegetables

30) How many eggs does the Smith family need to buy?

twelve .

two

six

31) What does Lisa need to find in the meat section?

Bananas

Beans

Fish



Items 33- 37

Instructions:

1. Read the text.
2. Choose the correct answer based on the text.
3. Mark the correct letter A, B, or C on your answer sheet.

HOW MUCH DOES IT COST?


You go to a small store and see different price signs around the shop. One shows a price list for items like bread, milk, and eggs.

Another sign has prices on sale with red letters on drinks and snacks. As you choose a few things, you look at a sticker on a box of cereal with a half-price.

At the back of the store, you see that there is an area for shoes but there are no prices on them. Do you know how much these shoes cost? The cost is \$30 but those are on sale at 50% off.

At the checkout, someone is asking the cashier: Can I pay by credit card? or only in cash? Also, another customer is asking for the receipt.

On the wall behind the cashier, there is a big sign about paying bills like electricity, water, phone, and the internet.





- 33) Why are they using signs at the store?
- To show ways of paying
 - To show prices of different items
 - To show different types of snacks
- 34) What important information can be found on the sticker on the box of cereal?
- The price of cereal is high
 - The price of cereal is 50% off
 - The price of cereal is the same
- 35) What question does someone ask the cashier about the ways of paying?
- Can I have the receipt, please?
 - Can I pay by credit card?
 - Is this item on sale?
- 36) What is the sign on the wall behind the cashier about?
- Drinks and snacks at discounts
 - Shoe prices
 - Paying bills
- 37) What is an example of a bill that can be paid in the sign on the wall?
- Shoes
 - Snacks
 - Electricity

Items 38- 41

Instructions:

1. Read the text.
2. Choose the correct answer based on the text.
3. Mark the correct letter A, B, or C on your answer sheet.

HAPPY BIRTHDAY TICO

Come to a Tico Fiesta-style birthday party!

Date: Saturday, February 20

Time: 2:00 p.m. - 6:00 p.m.

Place: Gómez Family's House

Activities: Piñata, games, music, and delicious local food.

Bring your family to enjoy a day filled with a lot of laughs and fun!

Please RSVP by February 10, at Mary's restaurant by the park before 1:00 p.m.

Last call February 15. Don't miss it!



38) What is the celebration described in the invitation?

A graduation

A wedding

A birthday



39) When is the activity going to take place?

February 10

February 15

February 20

40) Where will the party take place?

At the Gómez family's house

At a restaurant

Near a park

41) What time does the party start?

1:00 p.m.

2:00 p.m.

6:00 p.m.



Items 42- 46

Instructions:

- 1 Read the text.
- 2 Choose the correct answer based on the text.
- 3 Mark the correct letter A, B, or C on your answer sheet.

COSTA RICAN HOLIDAYS BLOG

Costa Rica is known for its culture and rich traditions when it comes to celebrating its holidays. Let's see some of the most important holidays for Costa Ricans:




- Holy Week: The Costa Ricans go to church activities and make special food. During Easter, the family spent and enjoyed time with loved ones.
- Labor Day: Workers in Costa Rica celebrate it on May 1.
- Guanacaste Annexation: Ticos celebrate it on July 25. It is a day in Costa Rican history. The activities include food, dances, and music.
- Mother's Day: Costa Ricans celebrate August 15 with flowers and gifts. Also, share special time with mothers.
- Independence Day: Costa Rica celebrated it on September 15. The colors of the flag red, blue, and white are all over the country. Also, students practice typical dances.



- 42) Which holiday is celebrated with people going to church activities?
- Independence Day
 - Labor Day
 - Holy Week
- 43) Which holiday celebrates workers in Costa Rica?
- Labor Day
 - Holy Week
 - Guanacaste Annexation Day
- 44) What event is celebrated with food, dances, and music?
- Holy Week
 - Mother's Day
 - Guanacaste Annexation Day
- 45) What is celebrated with flowers and gifts?
- Labor Day
 - Mother's Day
 - Independence Day
- 46) Which holiday is celebrated with colors of the flag red, blue, and white?
- Labor Day
 - Mother's Day
 - Independence Day

1. Read the text.
2. Choose the correct answer based on the text.
3. Mark the correct letter A, B, or C on your answer sheet.

WELCOME TO YOUR LOCAL PLACES!



Are you looking for exciting places to visit in our city? We have them even if you are a high school student or a family looking for fun on a weekend. There's something for everyone.

- High School - Experience the busy life of our local teachers and students. Take a tour of all the areas of the high school.
- Park – It is full of trees. People enjoy running, picnics, and walks.
- Cafeteria – The cafeteria is the place for taking a small piece of cake and something to drink. Perfect for a snack on the go!
- Movie Theater - Sit back, relax, and enjoy the latest movies.
- Supermarket – The supermarket is everything you need all in one place.
- Mall - Shop until you find everything you are looking for like, clothing, and shoes. Also, there are banks and restaurants.



47) Where can visitors see busy people studying and teaching?

High School

Cafeteria

Park

48) What place can you visit to enjoy picnics and walks?

Mall

Park

Movie Theater

49) Where can you have a quick piece of cake or snack on the go?

Park

Cafeteria

Movie Theater

50) Where can you find the latest clothing and even watch a movie?

Mall

High School

Supermarket



Items 51- 55

Instructions:

1. Read the information.
2. Choose the correct answer based on the text.
3. Mark the correct letter A, B, or C on your answer sheet.

KNOWING HOW TO GET THERE

Are you thinking about how to move around our city to find the places you need? Let's help you with that!



- Post Office - Need to send a letter?
The post office is the place to go! It is on Main Street, just a short walk from the town. Look for the big red mailbox outside.
- Bank – The place you go when you need to get money. The bank is on the left of Elm Avenue and Maple Street, next to the restaurant.
- Library – Move into the world of our local library! From books to the information. You can find it across from the park, near the town.
- Supermarket – The supermarket is on Oak Street, far away from the movie theater.
- Hospital - In an emergency, our hospital is ready to give some help. It is far away from the town, but you can get there by bus or car.



51) Where is the post office?

Oak Street

Main Street

Maple Street

52) Which place is next to the restaurant?

Bank

Library

Hospital

53) Where can you find the library?

It is across from the park.

On the left of Elm Avenue.

It is far away from the town.

54) Where can you find the supermarket?

It is on Oak Street.

It is across from the park.

It is near the movie theater.

55) How can you get to the hospital?

By walking

By taking a bus

By traveling on a boat